



# TECH BYTES

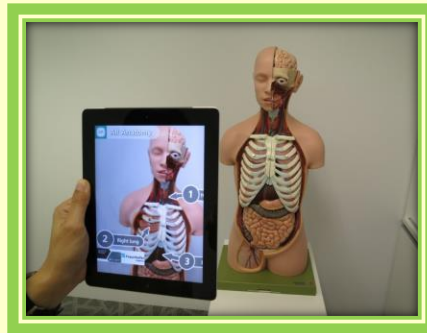


Orange Board of Education

February 2019 2013

## THE MULTIPLE USES OF AUGMENTED REALITY IN EDUCATION

<https://www.emergingedtech.com/2018/08/multiple-uses-of-augmented-reality-in-education/>



Classroom learning as we know it is undergoing change at an unprecedented rate. Technology has made its way to the classroom, increasing the engaging and interactive elements that many students are benefitting from. Students today are already familiar with various technologies, which is why computerized tools and apps make sense in a classroom setting.

Augmented and virtual reality are seeing more prominent utilization in classroom and educational settings. The format and even the location of the learning process could be transformed through AR in the years to come.

Supporting textbook materials with AR examples adds another dimension to the learning process – a process that will become a hybrid of the traditional approach and innovative practical illustrations of complicated concepts.

Augmented reality can make the educational experience fun for a young and restless group of people who have gotten used to visual stimulation and interactivity. Apps and AR resources are already being used in the classroom (successfully), and chances are that the scope of application will expand even further as more AR developers take on the task.

Printable AR worksheets are already being tested out in an array of educational institutions. The International Society for Technological Education provides support and guides on the creation of such learning materials.

Kids and teens rarely leave their phones. This fact can be harnessed to promote learning in a way that will appeal to the contemporary students.

Augmented reality can make images and information “pop out” of a textbook or a worksheet. It puts emphasis on the most important concepts and it also breaks the boundaries of textbook learning that’s perceived as mundane and tedious by many students.

Once textbook materials and apps are chosen for the purpose, the implementation of AR technology in the learning process will become simple and easy. This is one of the reasons why the technology is preferred over virtual reality developments. AR needs solely an app and a smartphone to bring educational concepts to life.

## **Resources**

[EdSurge- Create Augmented Experiences](#)

[Education World-Create Your Own](#)

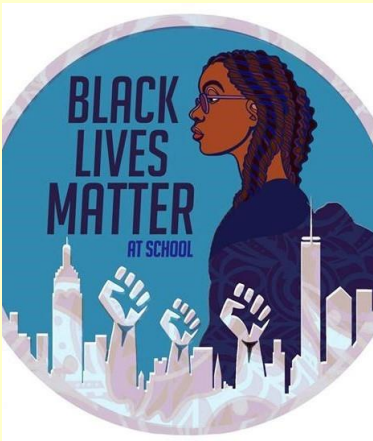
[Kathy Schrock- AR Resources](#)

[ISTE AR Resources](#)

So often you find  
that the students  
you're trying to  
**INSPIRE**  
are the ones that  
end up inspiring you.

Sean Junkins

*venspired*



<https://blacklivesmatteratschool.com/>

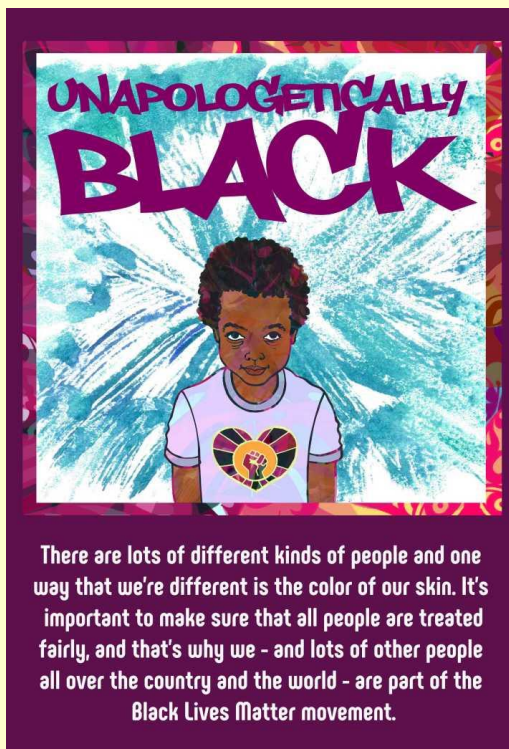
Black Lives Matter At School is a national committee educators organizing for racial justice in education. We encourage all educators, parents, students, unions, and community organizations to join our annual week of action during the first week of February.

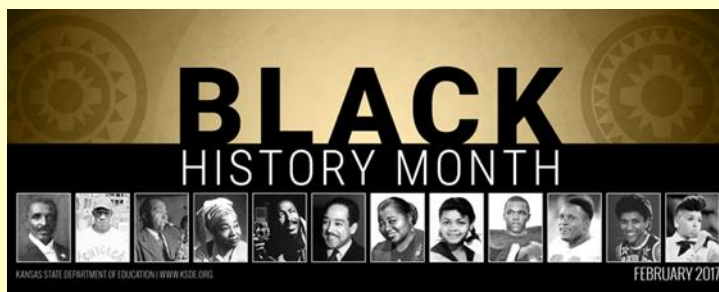
BLM at School started nationally with these three demands:

- 1) End “zero tolerance” discipline, and implement restorative justice
- 2) Hire more black teachers
- 3) Mandate black history and ethnic studies in K-12 curriculum

The national Black Lives Matter At School coalition’s brilliant Curriculum Committee worked this year to bring you lessons for every grade level the relate to the 13 principles of Black Lives Matter. Here is the 2019 [Curriculum Resource Guide](#)—free, downloadable lessons to challenge racism, oppression and build happy and healthy classrooms.

### [Guiding Principles Posters](#)





February is Black History Month. In the U.S., we use this time to pay tribute to the generations of African Americans who've struggled against adversity to achieve great things and shape our nation, and to celebrate black history and culture today.

Black History Month is an annual celebration of achievements by African Americans and a time for recognizing the central role of blacks in U.S. history. Since 1976, every American president has designated February as Black History Month and endorsed a specific theme. Extended to a month-long celebration in 1976, Black History Month is an opportunity to emphasize the history and achievements of African Americans.

**National Education Association:** Students in grades 6-8 participate in lessons and activities organized around thirteen defining migrations that have formed and transformed African America and the nation.

<http://www.nea.org/tools/lessons/62416>.

**Scholastic:** Students in grades 1-5 Gain a greater understanding of African Americans' contributions and role in U.S. history. Students begin to understand that the struggle for freedom and equality took decades, and continues today.

<https://www.scholastic.com/teachers/lesson-plans/17-18/28-days-of-history-a-black-history-month-lesson-plan/>

**PBS Newshour:** Students in Middle School and High School analyze what "The American Dream" means, and what role racial discrimination may play in failing to attain that dream. <http://www.pbs.org/newshour/extra/lessons-plans/the-50th-march-on-washington-lesson-plan-a-history-of-discrimination-and-its-consequences-2/>

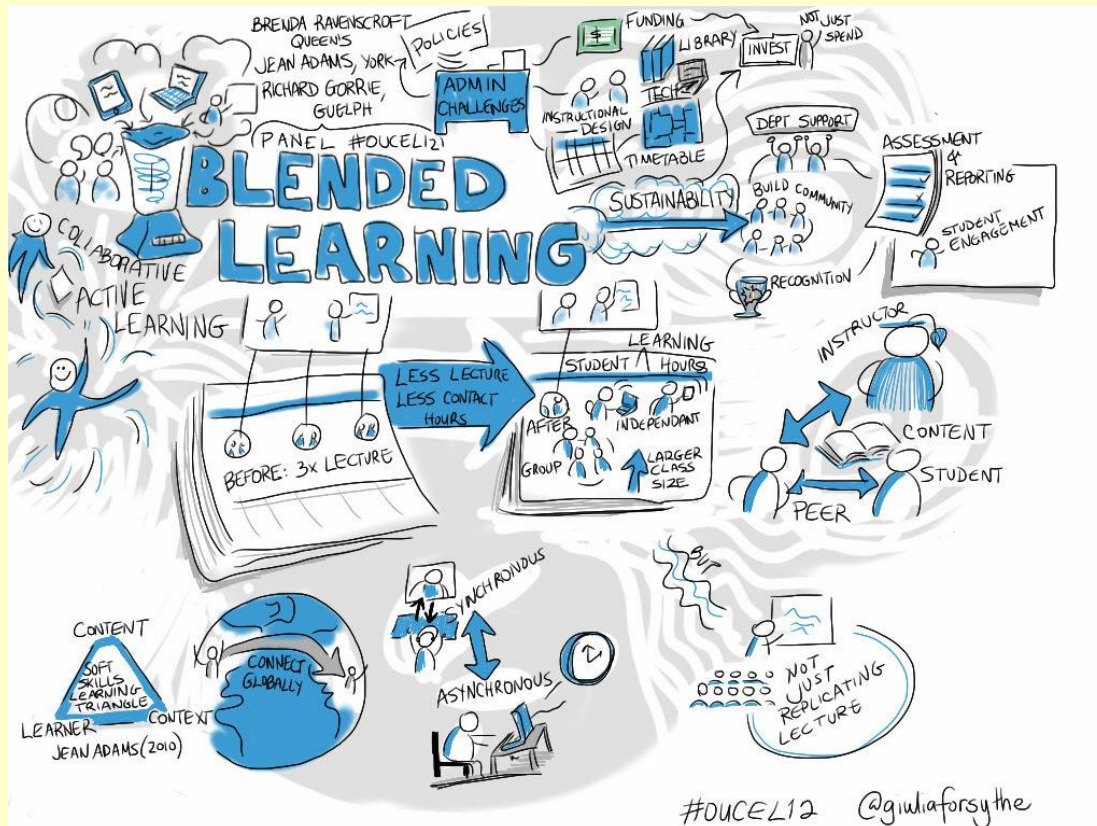
**Teachnology:** Students in grades 3-5 will be able to match African American inventors with their inventions. [http://www.teach-nology.com/teachers/lesson\\_plans/history/us\\_history/blackhistory/inventors.html](http://www.teach-nology.com/teachers/lesson_plans/history/us_history/blackhistory/inventors.html)

**Education World:** Students in grades 3-12 learn about African American history by performing a Reader's Theater script. They gain a different perspective about African American history that only the arts/a script such as this can afford.

[https://www.educationworld.com/a\\_lesson/dailyp/dailyp/dailyp059.shtml](https://www.educationworld.com/a_lesson/dailyp/dailyp/dailyp059.shtml)



## 6 Reasons Why Classrooms Need To Implement Blended Learning



Technology continues to transform today's classrooms. And teaching methods have changed to fit the expectations, learning styles, and interests of students. Today, blended learning is fast becoming a preferred teaching strategy for all grade levels. It's popular because it effectively combines the benefits of traditional instruction with online learning.

Blended learning has many benefits, whether it's cutting overhead costs or using online examine practice to lower test anxiety. Here are six reasons you need to implement blended learning into your classroom.

1. Studies Show Students Learn Better
2. It Promotes Student Ownership of Learning
3. It Prepares Students for a Tech-Centered World
4. Blended Learning Cuts Costs
5. Blended Learning Increases Collaboration
6. Keeps Students More Interested and Engaged

[Read entire article.....](#)

## 9 Top YouTube Channels to Boost Classroom Lessons



Video can be a powerful tool for classroom learning, and it's safe to say that teachers have never had more videos at their fingertips than they do today.

But with so many videos on YouTube, how do you find the good stuff? You know, those perfect, one-of-a-kind, just-right-for-your-lesson videos -- the ones that make you think, "Oh, my students have to see this!"

The best YouTube videos for the classroom are the ones that teach or -- better yet -- show something you can't otherwise do in your classroom. Videos that are more than flashy attempts to spice up a chapter from a textbook. Videos that go beyond zany talking heads doling out CliffsNotes for the digital age. Classroom-worthy videos on YouTube shouldn't be replacements for your lessons; they should be additions to the awesome lessons you already teach.

Whether they're an intriguing hook or the spark for a thought-provoking reflection, the best videos for school bring the world and all of its wonder into our classrooms.

Below are a few YouTube channels with useful videos for the classroom.

### [Above the Noise](#)

Dive into the research behind a variety of popular and newsworthy topics,

### [The Art Assignment](#)

An engaging look at contemporary art, as well as art history through a contemporary lens.

### [The Brain Scoop](#)

As "Chief Curiosity Correspondent" at Chicago's Field Museum, YouTube star Emily Graslie offers dispatches on a variety of natural science topics.

### [Numberphile](#)

Updated regularly, Numberphile is made by people who truly love math, which is one of the best reasons to share these videos with students.

### [SciShow](#)

Celebrity YouTuber Hank Green and friends cover a bevy of fun science topics tailored to the curiosities of their massive YouTube audience.

### [TED-Ed](#)

An education-focused offshoot from the TED-Ed pairs experts in education and animation to create engaging videos covering an array of curiosity-fueled topics.

### [THINKR](#)

Compelling human-interest stories that tend toward the exceptional, remarkable, and out of the ordinary.

### [Veritasium](#)

These videos don't merely describe -- they actually show interesting and unique science in action.

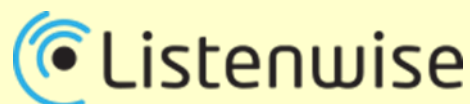
### [Vihart](#)

Vi Hart's (mostly) math and music videos are genuinely off-the-wall, but in a really great and unique way that's bound to have broad appeal.

## **Strategies for Teaching With Video in the Classroom**

<https://www.commonsense.org/education/teaching-strategies/thinking-critically-about-video>

We want our students to be active viewers. But why stop at comprehension? Active viewing is great, but it isn't enough. When it comes to videos in the classroom, students shouldn't just get it; they should also have something to say about it. Students need to be active and reactive viewers -- comprehending and critiquing, reading and reacting, getting and giving knowledge. At this site one will find videos, helpful articles and downloadable, printable tip sheets.



<https://listenwise.com/>

Thousands of 3-6 Minute Stories For Grades 5-12

“Teach listening as a key part of your literacy instruction to unlock learning potential.”



Listenwise uses research-based strategies to impact listening comprehension, literacy, and academic language. Listening and reading together improve both skills. Research shows that listening to English while reading English subtitles helps decoding and improves reading.

You can make an impact by teaching listening— whether you are teaching reading or teaching social studies, science or language, by focusing on building critical listening skills YOU can make a difference in your students' literacy.

Listenwise allows you to add audio components to your text set. This way your text set is dynamic with articles, images and audio. Listenwise has a variety of radio broadcasts on different topics which can be used to enhance learning. The link to audio recordings on the site can also be shared with students.



## Is Too Much Academic Work Crowding Out Kids' Play Time?

It's a 21st-century truism that in order for the United States to get ahead in the global economy, we need to upgrade our public schools. Ideally, that should mean ensuring that every child receives an education of the best possible quality. Too often, however, in our culture of fast food, media sound bites, and instant downloads, we mistake faster for better. That assumption has led countless school districts—perhaps even your own—to promote “academic kindergartens” where 5-year-olds are more likely to encounter skill-and-drill exercises and nightly homework than unstructured, imaginative playtime.

Proponents of ramping up standards in early elementary education tend to focus on the numbers. More children learning to read or do math sooner must be good. But these achievements may come at the expense of other skills kids need to learn, such as self-reliance, problem-solving, and spatial thinking. “When we replace the block center with a math center, what do we gain?” says Stoudt. “Blocks are all about math, except they are more fun. “Play is how children learn. There should be more of it in the upper grades, not less in the lower.”

[Read entire article.....](#)



## 5 Simple Steps to a Healthy Family Media Diet

<http://www.colorincolorado.org/article/5-simple-steps-healthy-family-media-diet>

You balance your children's meals, so why not their media? Learn the secrets to a well-balanced media diet.

Technology is everywhere. Our digital devices offer all kinds of opportunities for kids to learn - and then teach grown-ups how it all works! Nevertheless, parents have an important role to play in guiding and monitoring kids' use of technology.

Many parents struggle with exactly how much screen time is OK for their kids. Is a half-hour show OK but a full-length movie "bad"? How much gaming should you allow when your kid also uses his computer for homework? Does Wikipedia count as "reading"? And when does a passion for say, video games, become problematic? The truth is, there is no magic formula. And just as every family differs in what they eat, when they eat, and what they like, a healthy media diet is different for every family. The key is making sure that the things that are important to your family are fairly balanced over the long term.

**Find balance.** Instead of counting daily screen-time minutes, aim for a balance throughout the week. Get your kids to help plan a week that includes stuff they have to do and stuff they like to do, such as schoolwork, activities, chores, reading, family time, and TV or gaming. Decide on limits and behavior using our Family Media Agreement.

**Walk the walk.** Put your devices away while driving, at mealtimes (learn about our Device-Free Dinner initiative), and during important conversations. Kids will learn habits from you.

**Talk about it.** Ask questions about kids' favorite games, shows, and characters. Discuss ideas and issues they read about or learn about through a TV show or a game. This is an opportunity for bonding, learning, and sharing your values.

**Create tech-free zones.** Set rules that fit your family, such as "no devices during dinner," "no social media during homework," or "all screens off before bedtime."

**Check ratings.** Choose age-appropriate, high-quality media and tech for your kids.



YouTube Kids was created to make it safer and simpler for kids to explore the world through online video - from their favorite shows and music to learning how to build a model volcano (or make slime ;-), and everything in between. There's also a whole suite of parental controls, so you can tailor the experience to your family's needs.

<https://www.youtube.com/yt/kids/>



## **Want to Use Social Media in Your Classroom? Follow These 7 Rules**

<https://tinyurl.com/ya4rsb5c>

Wherever teachers are in the process of adopting social media for classroom use, here are seven tips for maintaining the privacy of students while posting.

1. Establish separate accounts for personal and professional use.
2. Consent is key.
3. Think twice before posting.
4. Know your privacy settings—and their limits.
5. Districts are there to help. Familiarize yourself with your school's, district's, or state's policies about social media posts.
6. Learn the law. The Family Educational Rights and Privacy Act is a federal law that governs student records.
7. Remain positive and professional in every post.

Remember to seek explicit permission from parents, to establish guardrails for students, and to model safe and appropriate social media use. Make sure you monitor changes in technology and privacy settings. As a savvy teacher, the benefits of using social media can outweigh the risks, if you mitigate them.

[Read entire article](#) for additional information.

## Five Things Teachers Should Tell Students About Socializing Online

Principle #1: Communicating online is different than talking to someone face-to-face.

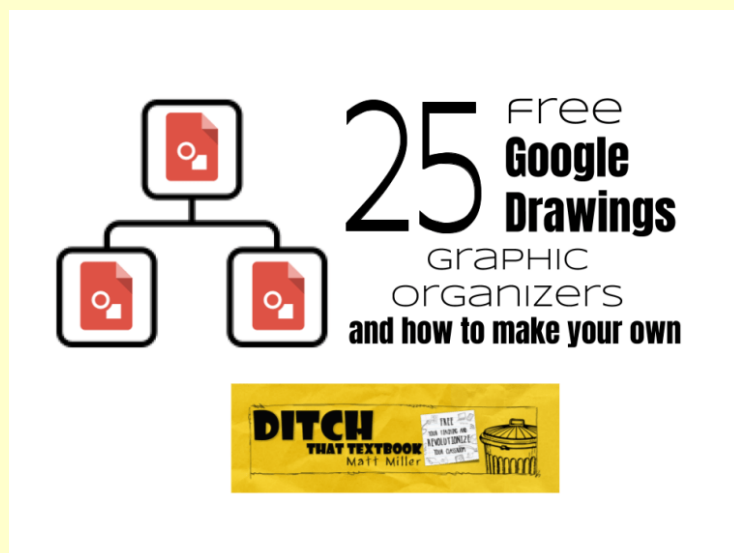
Principle #2: Talking digitally can make you feel uninhibited and lead you to say things you might not say anywhere else.

Principle #3: Texting or posting back and forth about a feeling can cause that feeling to escalate and can make the situation worse.

Principle #4: Be aware of your surroundings when you are online.

Principle #5: Anyone can be a victim online,  
Discussing these five principles won't make all your students invulnerable to cyberbullying, and it won't make everyone behave themselves. But it will start them on the road to a more thoughtful and intelligent use of digital technology. Since they will be using it their entire lives, in multiple venues and with people both reasonable and irrational, having these skills is likely to put them ahead of the pack.

[Entire Article](#)



<http://ditchthattextbook.com/2015/02/19/15-free-google-drawings-graphic-organizers-and-how-to-make-your-own/>

Using Google Drawings to create graphic organizers can help students gather their thoughts and customize to their needs. Paper versions of graphic organizers can do a nice job of that. But by making them digital in Google Apps, they instantly become customizable. Multiple people can collaborate on them in real time. They can be shared with a link, embedded in a website or downloaded as an image file. In short, digital graphic organizers are more versatile.

In Google Apps, there's a highly powerful yet highly overlooked app called Drawings. It gives users a blank canvas where they can add text, shapes, lines, etc. When done, they can save their work as image files or PDF files and can add those images to documents, slides and spreadsheets.

## FREE WEBINAR



### Learning About Robotics: Examples and Discussions for K-8 and Beyond

Thursday, February 14, 2019 @ 5:00 pm - 6:00 pm ES

The fascinating field of robotics is a powerful tool for sparking young people's interest in STEM careers. Both presenters were inspired to pursue careers in STEM at a young age and are now working on the next generation of robotics in Silicon Valley. This edWebinar will offer a short historical review of the field, links to free resources for teachers to draw on when introducing the subject of robotics, and provide real world stories and examples from the industry today that can be shared in the classroom to make the subject more relatable and authentic.

Elementary and early middle schools are critical times, especially for girls, to spark a passion for STEM that will help sustain them through the rigor of a technical education. Viewers will walk away with unique ways to leverage the attention-grabbing power of robotics and ignite critical thinking towards engaging students. This edWebinar will be of interest to elementary and middle school teachers.

Register:

<https://www.anymeeting.com/AccountManager/RegEv.aspx?PIID=ED58DF86864631>



### Help Students Use Video to Demonstrate Learning with Powtoon and Biteable

Tuesday, February 26, 2019 @ 5:00 pm - 6:00 pm EST



Most students would rather use digital tools to demonstrate their learning instead of traditional paper and pencil. Is this feasible with your current classroom technology situation? Explores the features of two of the most popular video creation tools—Powtoon and Biteable.

Register:

<https://www.anymeeting.com/AccountManager/RegEv.aspx?PIID=ED57D782804B38>



## **Take Breaks and Be Active! An Important Digital Message for All Students**

[Computers and Your Health](#). Although the article only mentions computers, I let students know the information also applies to using mobile devices, game consoles, iPads and tablets. This article is awesome to use with children, because the information is illustrated with colorful drawings. The article lists how staying on the computer too long can lead to several health issues, such as muscle and joint pain, lack of creativity, eye strain, and more.



## **SCIENCE BUDDIES**

<https://www.sciencebuddies.org/teacher-resources>

Science Buddies mission is to help students from all walks of life to build their literacy in science and technology so they can become productive and engaged citizens in the 21st century. We have created personalized learning tools, over 15,000 pages of scientist-developed subject matter (including experiments based on the latest academic research), and an online community of science professionals who volunteer to advise students. We also provide resources to support parents and teachers as they guide students doing hands-on science projects. Representing much more than a website, Science Buddies quickly and efficiently matches students with the information that will hold their interest and answer their questions. We provide a bridge between scientists and students, giving students access to current scientific research and simultaneously giving scientists a way to reach out to young people interested in their fields.

# Administrator's Resource Center



## HARVARD EDUCATION LETTER

<http://hepg.org/hel-home/topics/leadership>

Changing roles, mounting expectations, multiple agendas, and rapid transitions are among the many pressures today's educators face as they strive to improve the quality of learning and teaching in their schools and districts. This resource provides articles that document how school leaders grapple with key challenges such as nurturing teacher collaboration, working constructively with unions, and creating support for reform at every level.

## TECHNOLOGY HUMOR

